



FLOW  
LEVEL  
PRESSURE  
ANALYTICAL  
TEMPERATURE  
INSTRUMENTATION  
PASTEURIZATION CONTROLS

## Potentiometric Level Transmitter - LN Series

- *Exceptional long term stability*
- *Unaffected by temperature changes*
- *No moving parts for high reliability and cleaning in place*
- *Rugged construction with potted electronics*
- *Stainless steel housing rated at NEMA 4X and IP-67 for exceptional washdown protection*
- *3-A compliant; Third party verified in accordance with standard 74-02*
- *Standard lengths from 8" to 80", suitable for both metallic and nonmetallic vessels*


The LN Potentiometric Level Transmitter provides accurate reliable measurement in difficult environments utilizing potentiometric technology. While Anderson's dual diaphragm hydrostatic level technology provides proven accuracy and reliability in atmospheric inventory tanks, applications such as filler bowls and other shallow vessels, pressurized tanks and environments with wide temperature swings can prove challenging for pressure based level systems. Utilizing potentiometric technology, the LN excels in these traditionally difficult applications. Fast reacting, the LN samples interior level at ten times per second allowing accurate readings while filling or dispensing product.

The stainless steel enclosure is also built to withstand the rigors of harsh environments. Resistance to vibration and moisture from wash downs is handled with typical Anderson rugged construction. The water tight and reliable quick disconnects round out this dependable design. As with all Anderson level transmitters, the LN meets FDA materials, and 3-A "third party verification" standards and is backed by a one-year warranty.

Complete specifications and ordering information are available on the reverse. For more information please visit our Web Site at [www.andinst.com](http://www.andinst.com), or contact your local Authorized Anderson Distributor.

### APPLICATIONS

- **Accommodates lower conductivity fluids such as liquid sugars**
- **Exceptional for viscous products such as pastes**
- **Pressurized filler bowls**
- **Small pressurized tanks found in breweries**
- **Shallow vessels**



# "LN" Potentiometric Level

The "LN" Level Transmitter utilizes potentiometric technology. Potentiometric level measurement consists of applying voltage to a metallic conductive probe (potentiometer track). The medium in the tank acts as a potentiometer slider and receives partial voltage from the probe that is measured on the wall of the tank for single probe models, or measured from reference probe on dual probe models. The measured partial voltage is proportional to the voltage on the probe and produces the value for the relative level. This measurement is generally independent of the conductivity of the medium. Only a conductivity of at least  $1\mu\text{S}/\text{cm}$  must be present homogeneously throughout the medium for an accurate reading.

Significant advantage is realized over more conventional capacitance technology as varying media dielectric constants and low conductivity will not affect the measurement produced. Various products will be measured accurately without the need to recalibrate the sensor or to adjust between product batches with fixed constants to the monitor or PLC. Additionally only true media level is measured – Coatings from viscous materials are disregarded making this technology ideal for yogurt, heavy syrups and pastes.

## Specifications

### Performance:

URL:	Full length of sensor
Maximum Span:	Full length of sensor less Teflon® coating
Minimum Span:	5.6 inches (70% of probe length)
Accuracy:	$\pm 1.0\%$ of URL
Linearity:	$\pm 1.0\%$ of URL
Repeatability:	$\pm 0.2\%$ of URL
Resolution/Deadband:	12 bit – 1/4096 of sensor length
Scan Rate:	10 readings/sec
Temperature Stability:	Unaffected within Process temp range

### Operating / Environmental:

Range (with 4 – 20 output):	0 to probe length
Max Turndown (at 20mA):	30% of probe length from top
Process Temp Limits:	14° to 212° F continuous (-10° to 100°C)
Min. Media Conductivity:	$\geq 1$ Microsiemen
SIP Temp Limits:	302° F (150° C) for 60 minutes
Ambient Temp Limits:	32° to 120° F (0° – 50° C)
Process Pressure Rating:	150 psig (10Barg) max

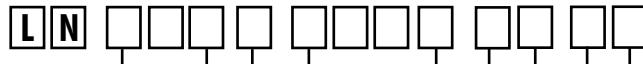
### Material / Construction

Housing:	304 Stainless Steel
Wetted Parts:	316L Stainless Steel – 25 microinch $R_a$ max, PEEK dielectric isolator, Teflon® PFA probe coating
Process Connections:	1-1/2" – 4" Tri-clamp typical. Others available upon request
Enclosure Ratings:	NEMA 4X, IP-67
Approvals/Standard:	3-A compliant; Third party verified in accordance with standard 74-02, CE Compliant

### Power / Signal / Electrical

Signal Output:	4 – 20 mA, Resistance 500 ohms max
Empty Signal Output:	2.4 mA
Loop Voltage Required:	18 – 36 Vdc
Power Required:	5.3 Watts max, e.g. 220 mA @ 24Vdc
Cable:	4 conductor, stranded, 18 – 24 AWG, 0.16 – 0.31 sheath OD for use with field wireable connector
Receptacle:	M12 5pin single key

# Complete Product Ordering Matrix



## BODY (FITTING) STYLE

- 004 1-1/2" Tri-Clamp
- 005 2" Tri-Clamp
- 006 2-1/2" Tri-Clamp
- 007 3" Tri-Clamp
- 008 4" Tri-Clamp
- 160 G1" Base Connection (no Tri-Clamp®)

## # OF PROBES

- 1 One (1) Probe (Metallic and linear tank)
- 2 Two (2) Probes (Nonmetallic and/or non-linear tank)

## PROBE LENGTH\*

Code	Single Probe		Dual Probe	
	Code	Lengths	Code	Lengths
0800	8"	8"	6000	60"
1200	12"	12"	6400	64"
1600	16"	16"	6800	68"
2000	20"	20"	7200	72"
2400	24"	24"	7600	76"
2800	28"	28"	8000	80"
3200	32"	32"		
3600	36"	36"		
4000	40"	40"		
4400	44"	44"		
4800	48"	48"		
5200	52"	52"		
5600	56"	56"		

## POSITIONING

- 1 Top with isolation
- 2 Top with out isolation
- 3 Bottom with out isolation

## MOUNTING

- 1 Direct
- 2 Remote

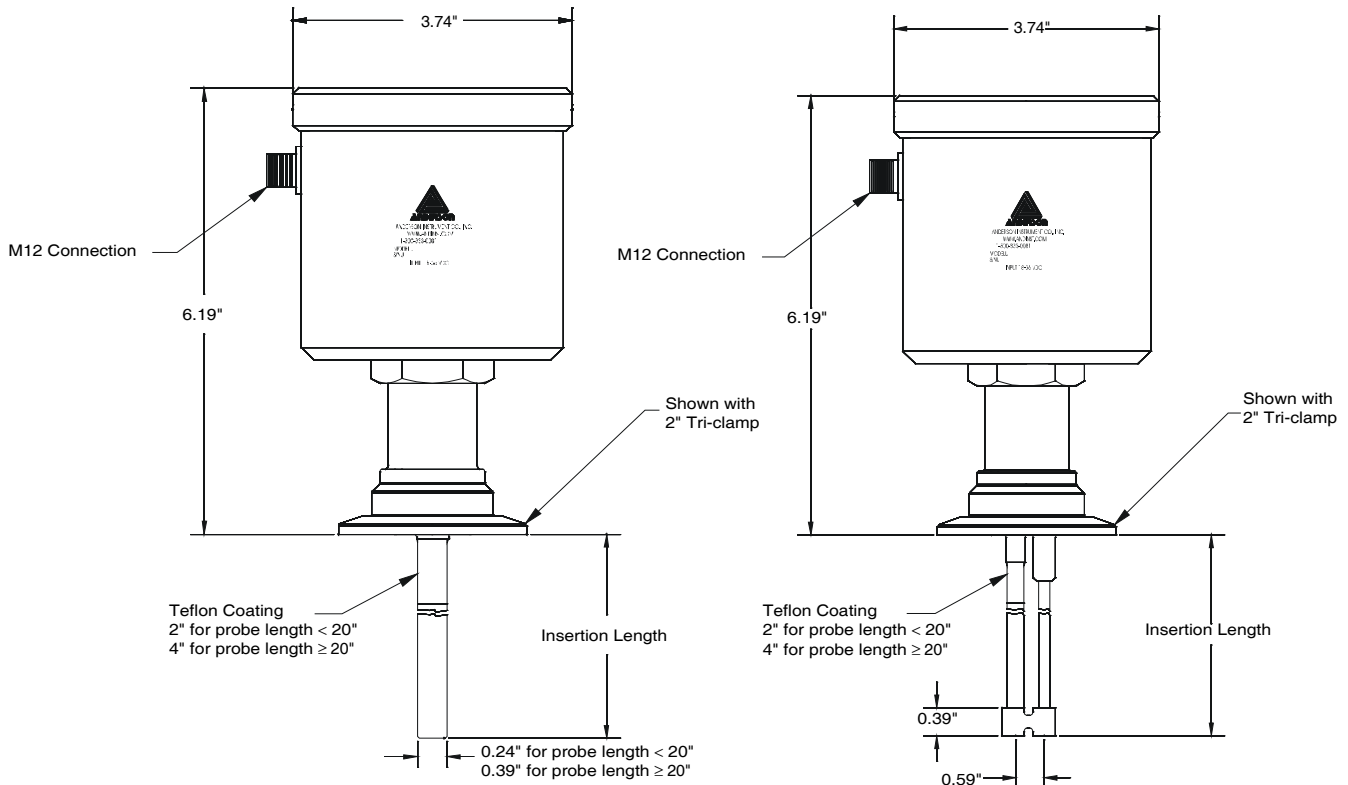
## SENSOR WIRING

- 00 QDR w/No FWC & no Cable
- 01 QDR w/ FWC & no Cable
- 05 QDR w/ FWC & 25' Cable
- 10 QDR w/ FWC & 50' Cable
- 15 QDR w/ FWC & 75' Cable
- 20 QDR w/ FWC & 100' Cable
- 21 QDR w/ FWC & 125' Cable
- 22 QDR w/ FWC & 150' Cable
- 23 QDR w/ FWC & 175' Cable
- 24 QDR w/ FWC & 200' Cable

\* For special lengths consult factory

### Single Probe

### Dual Probe





ANDERSON INSTRUMENT CO., INC • 156 AURIESVILLE RD. • FULTONVILLE, NY 12072 • USA • 800-833-0081 • FAX 518-922-8997  
ANDERSON INSTRUMENT CO. LP • 400 BRITANNIA RD. EAST, UNIT 1 • MISSISSAUGA, ONTARIO L4Z 1X9 • CANADA • 905-568-1440 • FAX 905-568-1652  
NEGELE MESSTECHNIK GmbH (A Division of Anderson) • RAIFFEISENWEG 7 • D-87743 EGG A. D. GÜNZ • GERMANY • +49 (0) 8333/9204-0 • FAX +49 (0) 8333/9204-49  
MAIDA INTERNATIONAL (LATIN AMERICA & ASIA) 516-676-3079 • FAX 516-676-3199

[www.andinst.com](http://www.andinst.com)

FORM AIC 5041  
© November 2005  
Revised: January 2009  
Supersedes: June 2007